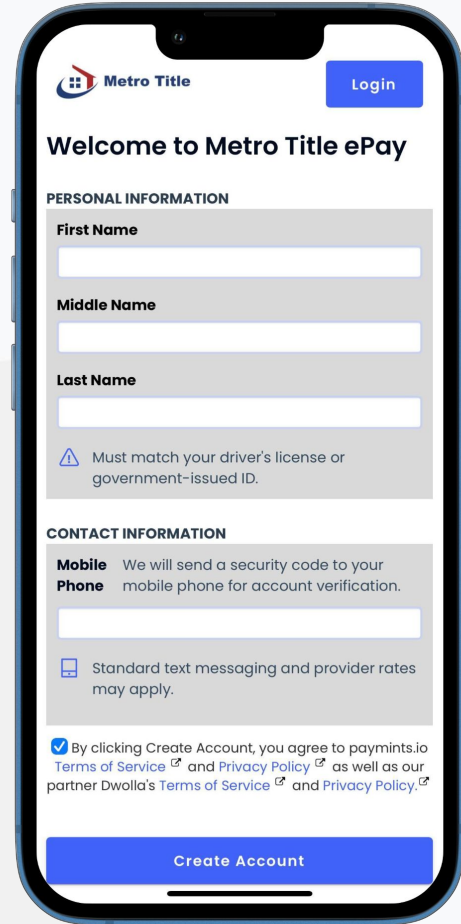




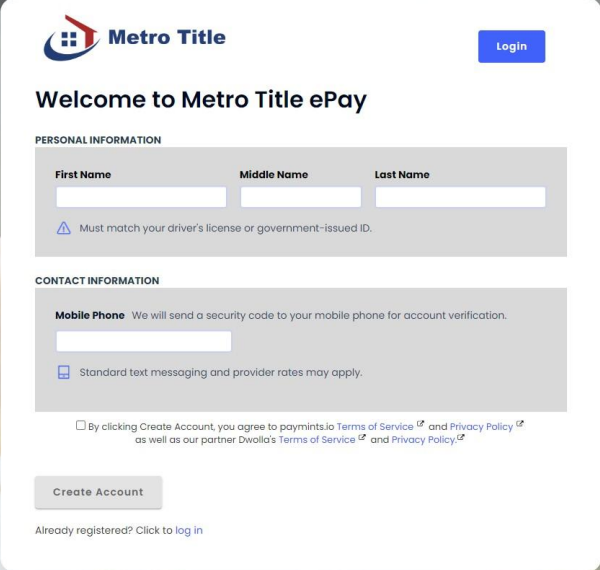
# Client Transfer Instructions

Learn More



# 1

Start by going to [metrotitle.paymints.io](https://metrotitle.paymints.io). Create an Account by inputting your first and last name and your mobile phone number. We will send you an authentication code via text.



The screenshot shows a web form for creating a Metro Title ePay account. The form is centered on a background image of a person's hands typing on a laptop. The form has a white background and a rounded border. At the top left is the Metro Title logo, and at the top right is a blue 'Login' button. Below the logo is the heading 'Welcome to Metro Title ePay'. The form is divided into two main sections: 'PERSONAL INFORMATION' and 'CONTACT INFORMATION'. The 'PERSONAL INFORMATION' section has three input fields for 'First Name', 'Middle Name', and 'Last Name', with a warning icon and text below them stating 'Must match your driver's license or government-issued ID.' The 'CONTACT INFORMATION' section has a 'Mobile Phone' input field with a note 'We will send a security code to your mobile phone for account verification.' and a checkbox for 'Standard text messaging and provider rates may apply.' At the bottom of the form is a 'Create Account' button and a link for 'Already registered? Click to log in'.

**Metro Title** [Login](#)

## Welcome to Metro Title ePay

**PERSONAL INFORMATION**

**First Name** **Middle Name** **Last Name**

Must match your driver's license or government-issued ID.

**CONTACT INFORMATION**

**Mobile Phone** We will send a security code to your mobile phone for account verification.

Standard text messaging and provider rates may apply.

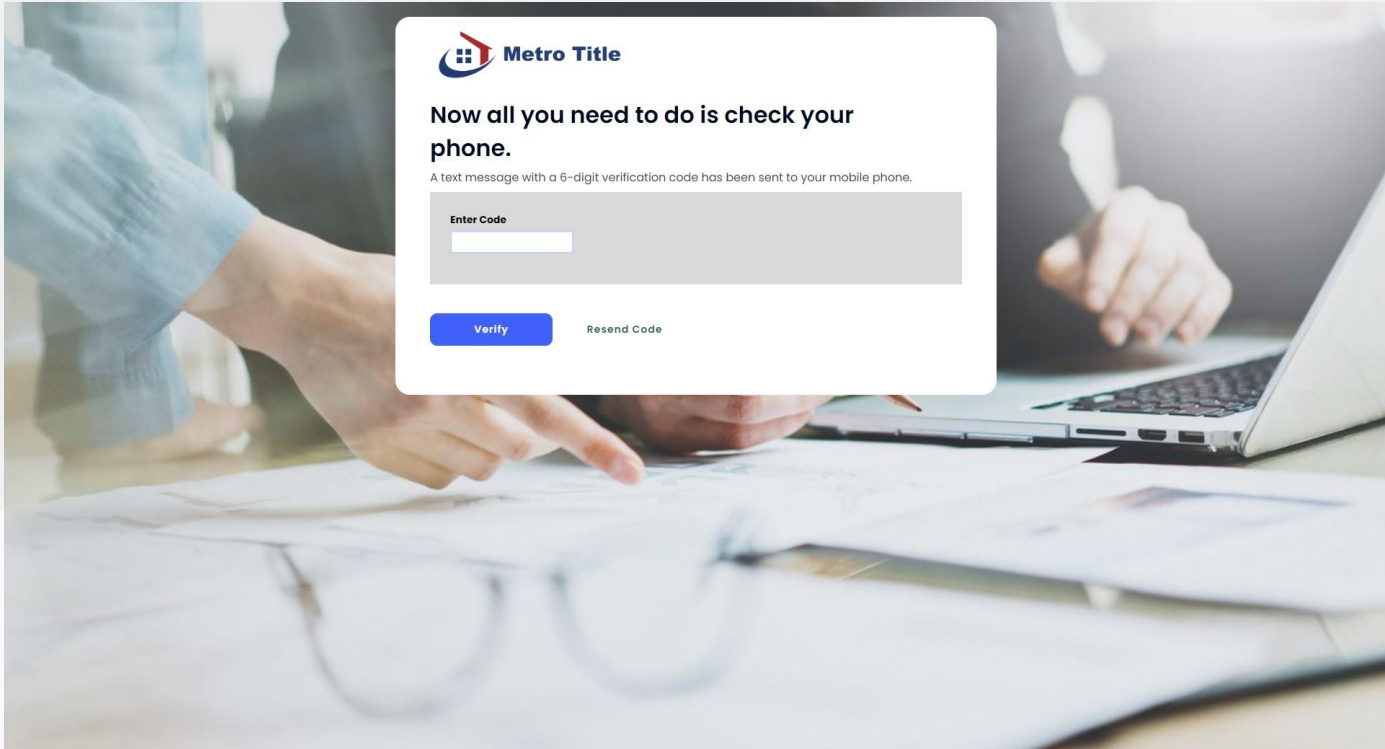
By clicking Create Account, you agree to [paymints.io Terms of Service](#) and [Privacy Policy](#) as well as our partner [Dwolla's Terms of Service](#) and [Privacy Policy](#).

[Create Account](#)

Already registered? [Click to log in](#)

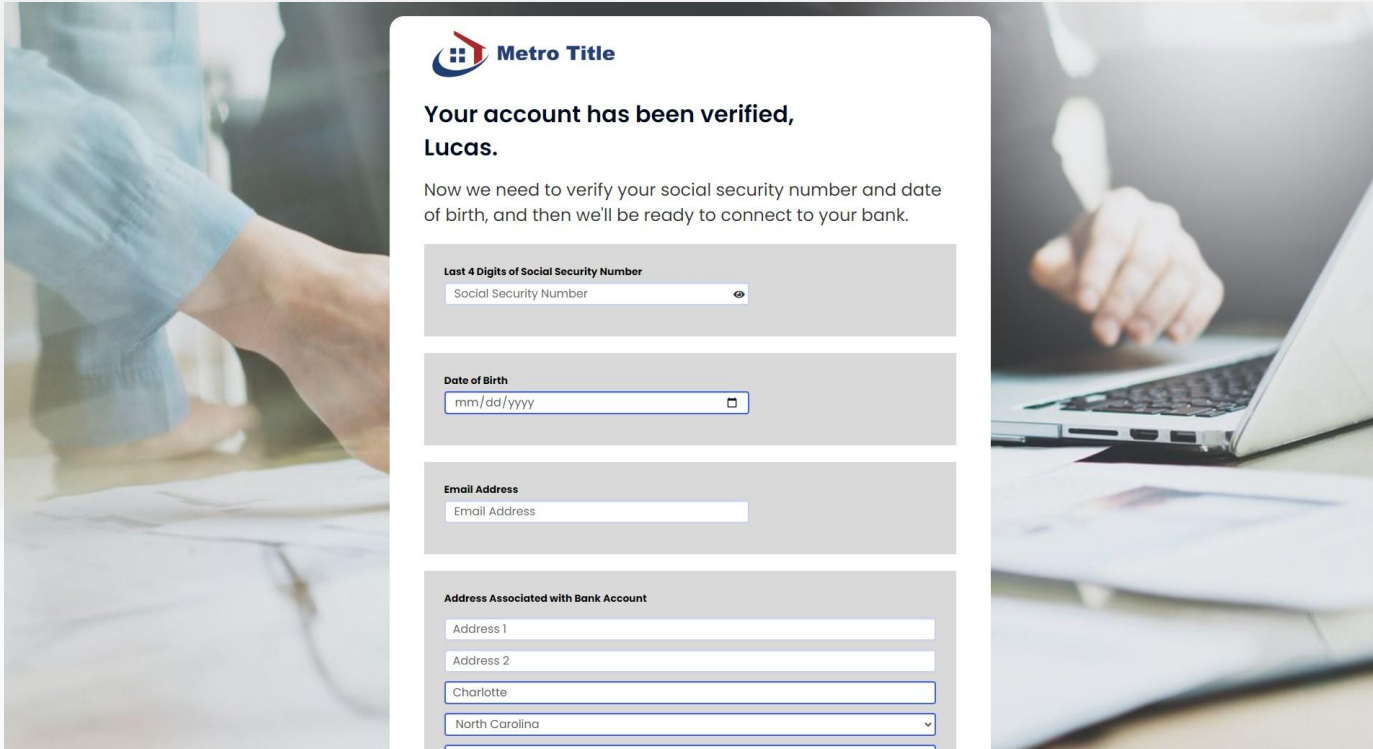
# 2

Enter the authentication code you should have received via text message.



# 3

Please input your personal information for bank compliance.



**Metro Title**

**Your account has been verified, Lucas.**

Now we need to verify your social security number and date of birth, and then we'll be ready to connect to your bank.

**Last 4 Digits of Social Security Number**

Social Security Number

**Date of Birth**

mm/dd/yyyy

**Email Address**

Email Address

**Address Associated with Bank Account**

Address 1

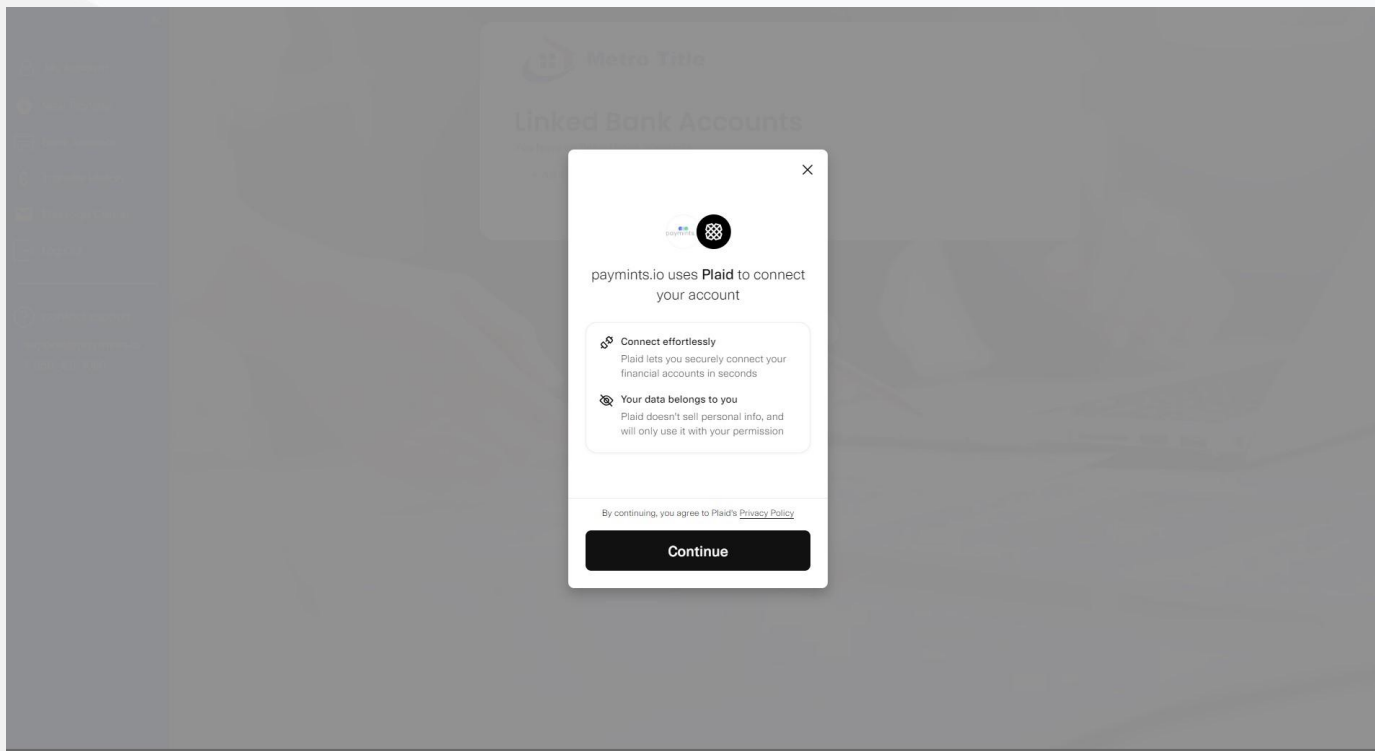
Address 2

Charlotte

North Carolina

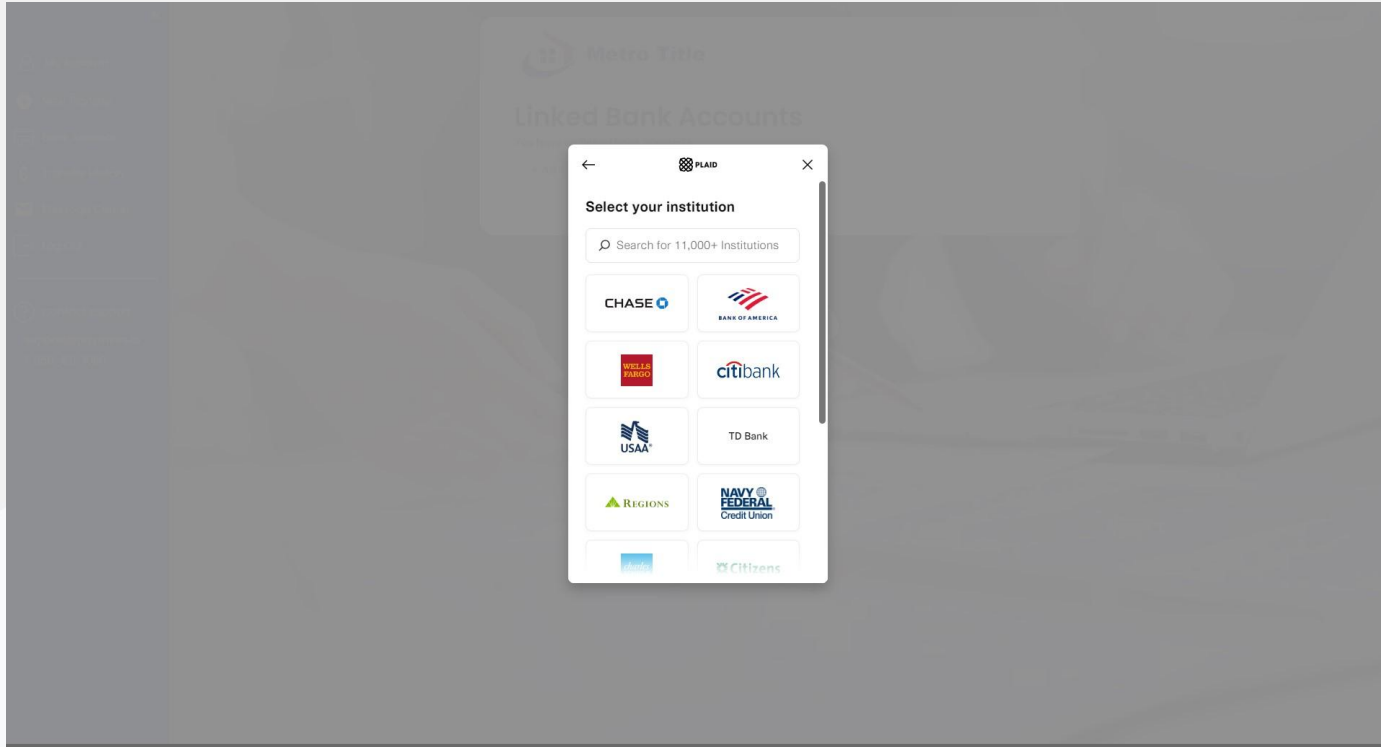
# 4

Next you will see the Plaid screen. Plaid is the most secure way to connect your bank account electronically. We do not share or store any banking credentials. Please click continue.



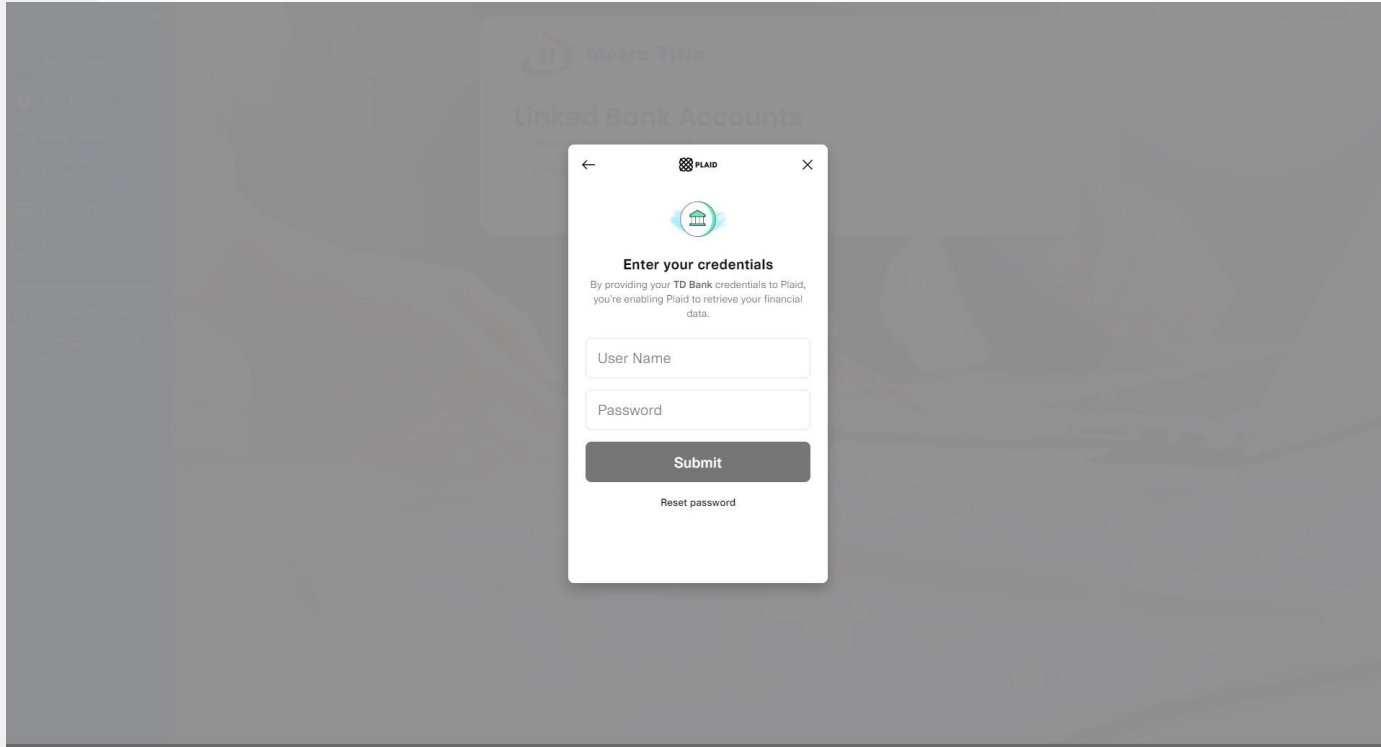
# 5

Plaid allows us to connect to over 16,000 financial institutions. What you will first see are the most banks used on our platform. If you do not see your bank click in the search bar and type in the name of your bank. Select your financial institution.



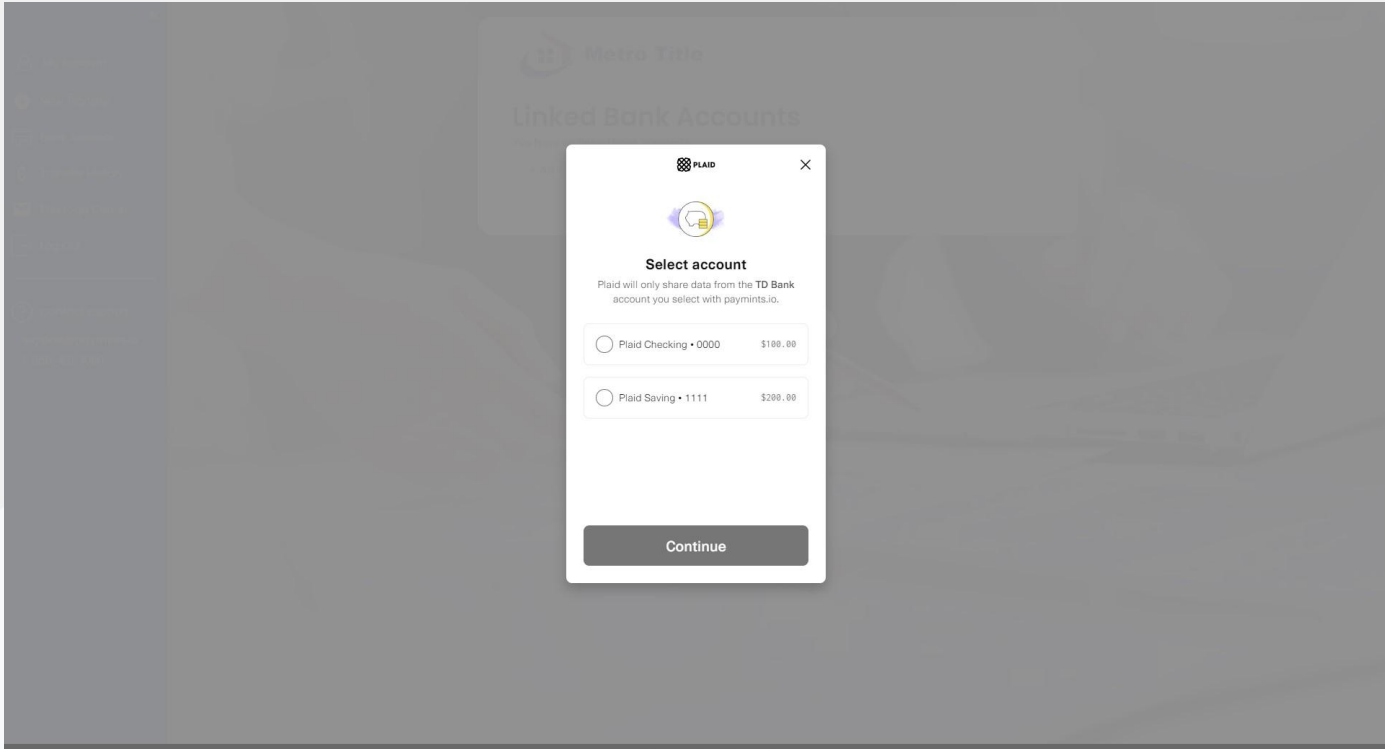
6

After you have selected your financial institution, log in to your bank using your online banking credentials. This will allow you to view all of your accounts which are eligible to make a transfer on our platform.



7

Please select the account that you would like to use to make the transfer.





# 8

Once your account has been selected please click "Continue".

**Metro Title**

## Select an Account

Please select the account you want to transfer money from:

Financial Institution	Account	Balance	Status
TD Bank	X0000	\$100.00 as of 01/03/2024 11:04 AM EST	Verified

[+ Add Account](#) [Continue](#)

**My Account**

- New Transfer
- Bank Account
- Transfer History
- Message Center
- Log Out
- Contact support  
support@paymints.io  
1-888-921-1090

9

Please fill out the transfer details page. If you would like to add any notes about your transfer you can add that in the optional notes section.

**My Account**

**New Transfer**

**Bank Account**

**Transfer History**

**Message Center**

**Log Out**

**Contact support**  
support@paymints.io  
1-888-921-1090

**Metro Title**

### Transfer Details

What kind of transfer would you like to make?

**PURPOSE**

**Select a Purpose**

Earnest Money Deposit for Purchase

**PROPERTY ADDRESS AND ADDITIONAL NOTES**

**Property Address Related To The Transfer**

Address 1

Address 2

City

State

Zip code

**Notes (Optional)**

**AMOUNT**

# 10

Review your transfer details and if all of the information is correct please click “Make Transfer”.

**Metro Title**

## Review

Please confirm that the information below is correct before continuing.

**Transfer From:** TD Bank Account X0000 → **Transfer To:** Metro Title LLC  
1668 Midland Road  
Saginaw, Michigan 48638

**Details**

Transfer Date	Purpose	Subject Property	Note
01/03/2024	Earnest Money Deposit For Purchase	123 Street Charlotte, North Carolina 28209	

Earnest Money Deposit For Purchase Amount \$1.23

**TRANSFER TOTAL AMOUNT**

**\$1.23**

[← Back](#) [Make Transfer](#)

# 11

Once you have clicked “Make Transfer” both you and Metro Title will receive email notifications that the transfer has been initiated. You will also receive an email notification when the transfer arrives in Metro Title’s account. You can also add additional email recipients if you would like to send the transfer details to anyone else involved in the closing.

The screenshot displays the Metro Title mobile application interface. On the left is a blue navigation sidebar with the following options: My Account, New Transfer, Bank Account, Transfer History, Message Center, Log Out, and Contact support (with email support@paymints.io and phone number 1-888-921-1090). The main content area shows a confirmation screen with the Metro Title logo at the top. The heading reads "Your transfer is now pending." Below this, a message states: "You should expect to see the money come out of your account within the next business day. Check your email for a transfer summary receipt." The transfer details are as follows:

From	To
TD Bank Account X0000	Metro Title LLC 1668 Midland Road Saginaw, Michigan 48638

Below the transfer details is a "Details" table:

Transfer Date	Purpose	Subject Property	Note
01/03/2024	Earnest Money Deposit For Purchase	123 Street Charlotte, North Carolina 28209	

At the bottom of the details section, it shows "Earnest Money Deposit For Purchase Amount" as \$1.23 and "TRANSFER TOTAL AMOUNT" as **\$1.23**. Below this, a message says: "You can send a receipt of this transfer to up to 5 people. If you wish to do so, please enter their email addresses below:" followed by four input fields labeled "Add email address".

# Contact Us

If you experience any issues, please contact [support@paymints.io](mailto:support@paymints.io)

Enjoyed your transfer experience?  
Please let us know & tell a friend!

